

UBS (Lux) ES USA Growth \$ P-acc



Morningstar Kategori™

USA, Store selskaper, Vekst

Morningstar sin referanseindeks

Morningstar US Large-Mid Cap Broad Growth NR USD

Benyttet i hele rapporten

Fondets referanseindeks

Russell 1000 Growth NR USD

Morningstar Rating™

★★★

Investeringsprofil

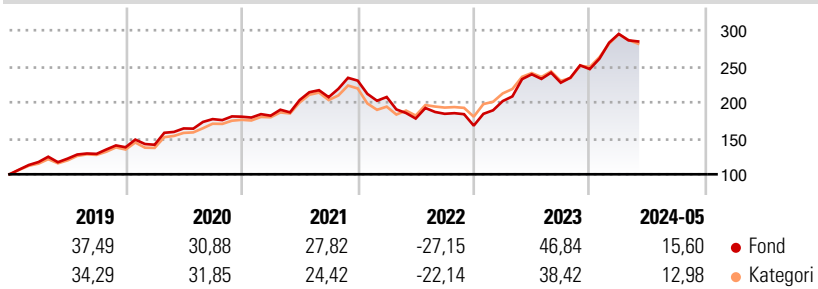
This actively managed sub-fund is a securities fund that invests at least two thirds of its assets following the principle of risk diversification in equities or other equity interests of companies with their registered office in the US, holding companies that own majority interests in companies with their registered office in the US or companies that are chiefly active in the US. The investment process is based on a growth style approach. In other words, investments are largely made in companies which enjoy a competitive advantage and/or demonstrate above-average earnings growth potential. The sub-fund may also invest in other equity interests as permitted by the Articles of Incorporation of the Company and the investment policy and guidelines. This sub-fund promotes environmental and/or social characteristics and complies with Article 8 of Regulation (EU) 2019/2088 on sustainability-related disclosures in the financial services sector ("SFDR").

Risikomål

3 år Alpha	-1,66	3 år Sharpe Ratio	0,72
3 år Beta	0,98	3 år standardavvik	18,97
3 år R2	98,27	3 års risiko	Gj.sn
3 år Info Ratio	-0,66	5 års risiko	Gj.sn
3 år Tracking Error	2,87	10 års risiko	Gj.sn

Beregningen bruker Morningstar US Large-Mid Cap Broad Growth NR USD (hvor indeks kreves)

Avkastning



Løpende avk. %

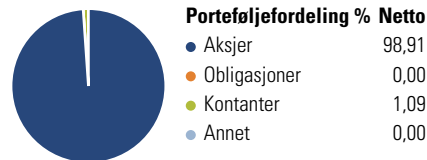
Løpende avk. %	Fond	Kategori
3 måneder	5,50	1,51
6 måneder	26,42	20,33
1 år	31,42	25,49
3 år ann.	16,07	12,00
5 år ann.	20,64	18,44
10 år ann.	19,62	19,00

Dato 27.06.2024

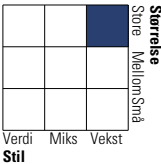
Kvartalsvis avkastning %

Kvartalsvis avkastning %	Q1	Q2	Q3	Q4
2024	19,85	-	-	-
2023	20,34	18,42	-4,89	8,33
2022	-9,88	-14,42	3,68	-8,91
2021	0,79	11,98	1,94	11,10
2020	2,52	16,07	7,93	1,90

Portefølje 30.04.2024



Equity Style Box™

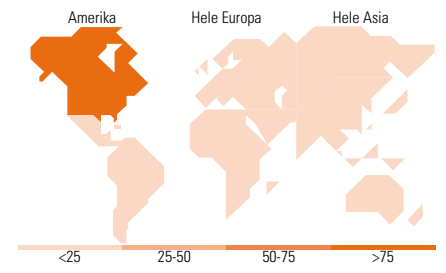


Markedsverdi %

Markedsverdi %	Fond
Gigant	63,21
Store	22,54
Middels	12,74
Små	1,52
Mikro	0,00

Markedsverdi NOK

Markedsverdi NOK	Fond
Gj.snitt markedsverdi	430 127, USD
	06



Største plasseringer

Beholdning	Sektor	%
NVIDIA Corp	9,48	
Microsoft Corp	8,94	
Amazon.com Inc	8,51	
Apple Inc	6,52	
Meta Platforms Inc Class A	5,15	
Mastercard Inc Class A	4,26	
Alphabet Inc Class A	4,26	
Eli Lilly and Co	3,67	
Broadcom Inc	3,12	
Salesforce Inc	2,30	
% av investeringer i fondets 10 største plasseringer		56,22
Totalt antall aksjer		45
Totalt antall renteinstrumenter		0

Sektorfordeling %

Sektorfordeling %	Fond
Syklisk	20,01
Materialer	0,74
Konsumentvarer	13,70
Finans	5,58
Eiendom	-
Sensitiv	64,30
Kommunikasjon	11,09
Olje & Gass	1,86
Industri	5,48
Teknologi	45,87
Defensiv	15,68
Forbruksvarer	4,24
Helsevern	11,21
Forsyning	0,24

Regionfordeling %

Regionfordeling %	Fond
Amerika	100,00
USA	100,00
Canada	0,00
Latin-Amerika	0,00
Europa	0,00
Storbritannia	0,00
Eurosonen	0,00
Europa - eks. euro	0,00
Europa - Vekstmarkeder	0,00
Afrika	0,00
Midt-Østen	0,00
Asia	0,00
Japan	0,00
Australasia	0,00
Asia - Utviklede markeder	0,00
Asia - Vekstmarkeder	0,00

Fondfakta

Forvalter	UBS Fund Management (Luxembourg) S.A.	Andelskl. kapital(m)	1 267,45 USD	Minsteinnskudd	- NOK
Fondets startdato	08.10.2004	Domisil	Luxemburg	Minste sparebeløp	- NOK
Navn på forvalter	Peter Bye	Valuta	USD	Kjøpsavgift	-
Forvaltet fondet siden	09.11.2015	UCITS	Ja	Salgsavgift	-
NAV/Kurs (27.06.2024)	USD 83,49	Inc eller Acc	Acc	Forvaltningsavgift	1,63%
Forv.kap. (mill.) (30.04.2024)	2 347,55 USD	ISIN	LU0198837287		