

Continued strong performance

The fund performed strongly in the quarter, outperforming the underlying equity markets and essentially de-coupling from value averages, which have not done particularly well in the current recovery. Only pockets of value cyclicals, including industrial and precious metals companies, have performed in tandem with the tera-caps in US, as symbolised by the FAANGs. We observe a record high concentration risk in the US equity markets where the top five stocks currently constitute around 25% of the total market cap, indicating a poor risk/reward in these equity baskets going forward. However, there seems to be solid potential for a broader and sustained rotation into value assets as the global economies recover from the March/April lows. In general, we have increased our exposure to the small and mid-cap segment of the global equity market to 75% of the portfolio, as this is where we see superior value.

Portfolio drivers

The strongest absolute contributor to fund performance in the quarter was Ivanhoe Mines, which owns one of the largest copper reserves globally and is rapidly moving towards its initial production date. The shares are still trading at a fraction of the valuation of similar listed copper assets and the company is a 6.5% position in the fund as we see significant upside in the near term. West Fraser Timber, the Canadian lumber producer rose sharply in the quarter as the pandemic-related environment has pushed lumber prices to record levels. We think market participants may underestimate the earnings power of the company in the near term. Our Japanese holding in staffing company Pasona generated strong returns in the quarter as the discount to its major holding Benefit One had increased to almost absurd levels.

Our holding in Spanish pulp producer Ence was weaker in the quarter on limited company specific news. OMV, the Austrian integrated energy producer, was down in the quarter as energy prices remained depressed.

Brisk idea generation



Foto: Unsplash

Key sell

We exited our position in German Do-It-Yourself retailer Hornbach Holding as the shares reached our price target in the quarter following a strong re-rating. In addition, we exited our position in Canadian silver miner Fortuna Silver as the shares hit price target. The position was initiated in July 2019 and increased more than 150% during our holding period.

During the quarter we initiated several new positions in the fund. We established a position in the French investment company FFP, which is largely held by the Peugeot family and holds a legacy stake in the automaker. We believe the company is a highly undervalued so-called "discount on discount" investment situation. We peg the current net asset value at around EUR 150/share while the shares were trading at EUR 68 when we bought into the company. This huge discount does not factor in the significant upside potential in the Peugeot share price. The latter is currently undergoing a merger with Fiat, where there are substantial synergies.

Our new investment in Finnish crane producer Konecranes got off to a flying start as the company announced a merger with Cargotec sending the share price sharply higher. We viewed Konecranes' investment case as attractive even before the merger, with solid turn-around potential in industrial and port-related cranes and an underappreciated growing service component.

Albertsons, the US food retailer, entered the portfolio in September. We think this is a highly undervalued and ignored company trading at significant discount to both peers (e.g. Kroger) and our understanding of fair value. Albertsons is trading with a lower free float of just 10% as it has recently been listed by private equity and there is a substantial short-term share overhang from these holders, which likely explains the discount. This is, however, of a temporary nature, and the fundamental case looks compelling. Albertsons has been playing catchup with its closest competitors due to its sub-standard CRM and organisational structures. The new CEO has already started implementing measures to close the operational gap to its peers. The market is still in wait-and-see mode to determine whether management will be able to execute on its strategies. We view the new management team as highly capable and expect to see improvements. The current pandemic has led to an elevated spending level for food-at-home which has the potential to be cemented.



Foto: Shutterstock

Outlook

We believe several factors support a rotation into value assets in the mid-term investment perspective. The massive economic stimulus currently being implemented will propel a substantial earnings growth from a depressed base in the cyclical value segments in particular, which we think will not go unnoticed by market participants. Incrementally positive vaccine developments would support a cyclical recovery in many traditional value areas. The US election is a significant uncertainty in the near term but any change in the US leadership could reinforce a rotation towards value. At the end of the quarter we hold 35 substantially undervalued positions, more than 75% of which are in the small and mid-cap segment. Concentration in the top 10 is at 48% at quarter end, which is an increase since our last update.

SKAGEN Focus investerer i en aktivt forvaltet og diversifisert portefølje av undervurderte selskaper over hele verden. Porteføljen består av rundt 35 selskaper.

Konsentrasjonen øker avkastningspotensialet, men øker også muligheten for svingninger. Målet er å gi andelseierne best mulig risikojustert avkastning over tid.

Fondet passer for investorer som har minst fem års investeringshorisont.

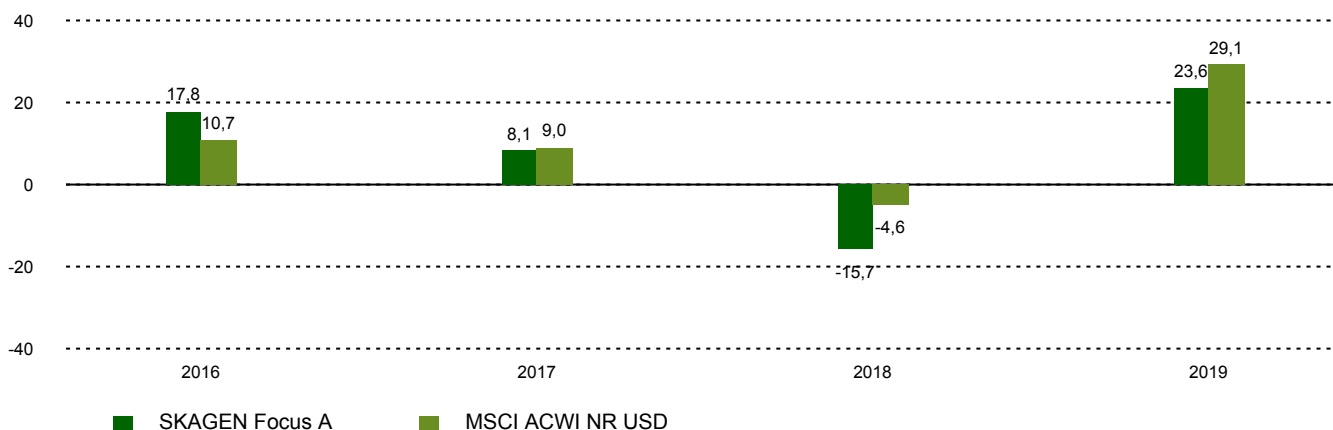
Historisk avkastning

| Periode | SKAGEN Focus A | Referanseindeks |
|------------------|----------------|-----------------|
| Siste måned | -0,4% | -1,2% |
| Hittil i kvartal | 9,0% | 4,5% |
| Hittil i år | -11,0% | -3,0% |
| Siste år | -4,8% | 2,8% |
| Siste 3 år | -0,5% | 7,6% |
| Siste 5 år | 4,8% | 9,3% |
| Siste 10 år | n/a | n/a |
| Siden start | 0,0% | 5,6% |

Fondsfakta

| | |
|-----------------------------|----------------------------------|
| Type | Aksjefond |
| Domisil | Norge |
| Start dato | 26.05.2015 |
| Morningstarkategori | Global, Fleksibel kapitalisering |
| ISIN | NO0010735129 |
| NAV | 88,39 DKK |
| Årlig forvaltningshonorar | 1.60% |
| Totalkostnad (2019) | 1.23% |
| Referanseindeks | MSCI ACWI NR USD |
| Forvaltningskapital (mill.) | 804,20 DKK |
| Antall poster | 35 |
| Porteføljeforvalter | Jonas Edholm |

Avkastning siste 10 år



Bidragstere i kvartalet



Største positive bidragstere

| Navn | Vekt (%) | Bidrag (%) |
|--------------------------------|----------|------------|
| Ivanhoe Mines Ltd | 6,54 | 1,41 |
| OZ Minerals Ltd | 4,56 | 1,37 |
| West Fraser Timber | 5,05 | 1,25 |
| Pasona Group Inc | 3,51 | 1,01 |
| Hitachi Construction Machinery | 3,52 | 0,84 |



Største negative bidragstere

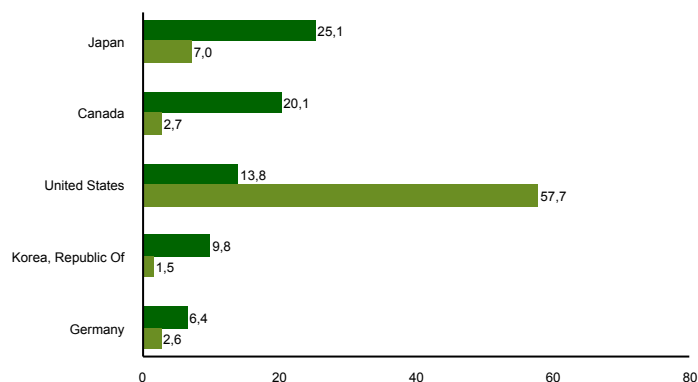
| Navn | Vekt (%) | Bidrag (%) |
|----------------------------|----------|------------|
| MagForce AG | 1,85 | -0,49 |
| Ence Energia y Celulosa SA | 1,76 | -0,44 |
| OMV AG | 2,05 | -0,43 |
| Lincoln National Corp | 1,93 | -0,35 |
| AerCap Holdings NV | 0,92 | -0,27 |

I NOK for alle andelsklasser

10 største investeringer

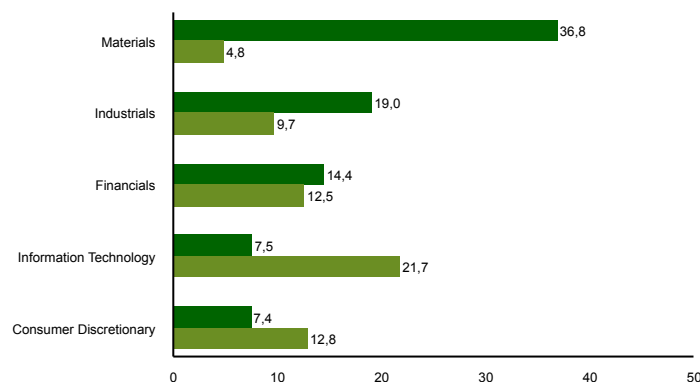
| Navn | Sektor | Land | % |
|---------------------------------------|------------------------|--------------------|------|
| Roxgold Inc | Materials | Canada | 8,2 |
| Ivanhoe Mines Ltd | Materials | Canada | 6,3 |
| Hitachi Ltd | Information Technology | Japan | 5,2 |
| Toyota Industries Corp | Consumer Discretionary | Japan | 4,8 |
| West Fraser Timber Co Ltd | Materials | Canada | 4,7 |
| KB Financial Group Inc | Financials | Korea, Republic Of | 4,1 |
| Korean Reinsurance Co | Financials | Korea, Republic Of | 4,1 |
| Pasona Group Inc | Industrials | Japan | 3,8 |
| Hitachi Construction Machinery Co Ltd | Industrials | Japan | 3,8 |
| UPM-Kymmene Oyj | Materials | Finland | 3,6 |
| Samlet vektning | | | 48,6 |

Landeksponering (topp 5)



■ SKAGEN Focus A ■ MSCI ACWI NR USD

Bransjefordeling (topp 5)



■ SKAGEN Focus A ■ MSCI ACWI NR USD

Kontakt



+45 7010 4001



kundeservice@skagenfondene.dk

SKAGEN AS, Bredgade 25A 1260
København K

Viktig informasjon

All informasjon er basert på mest oppdaterte tall tilgjengelig. Med mindre noe annet er opplyst, vil avkastningsdata være relatert til andelsklasse A og vises etter fradrag for honorarer. Forvaltningskapital per utgangen av forrige måned. All informasjon er fremstilt av SKAGEN AS (SKAGEN) med mindre noe annet er opplyst. Alle SKAGENs aksje- og obligasjonsfond har dansk risikomerking gul. Historisk avkastning er ingen garanti for fremtidig avkastning. Fremtidig avkastning vil blant annet avhenge av markedsutviklingen, forvalterens dyktighet, fondets risikoprofil og forvaltningshonorar. Avkastningen kan bli negativ som følge av kurstap. Du kan laste ned mer informasjon fra våre nettsider eller vår lokale representant, herunder tegnings- og innløsningsblanketter, fondsprospekter, nøkkelinformasjon (KIID), forretningsvilkår, årsrapporter og månedlige rapporter. Vurderinger er basert på porteføljevalternes syn på et gitt tidspunkt og kan bli endret på ethvert tidspunkt uten nærmere varsel. Rapporten må ikke oppfattes som en anbefaling om å kjøpe eller selge finansielle instrumenter. SKAGEN fraskriver seg ethvert ansvar for direkte- og indirekte tap samt utgifter pådratt i forbindelse med bruk av eller forståelsen av innholdet i rapporten. Ansatte i SKAGEN vil kunne eie finansielle instrumenter utstedt av selskaper som er omtalt i rapporten eller som fondene har i sine porteføljer.