

Strong first quarter

Equity markets posted a strong first quarter in anticipation of the global economy ramping up hopes that the crippling pandemic may finally succumb to the vaccine roll-out. Investor risk appetite remains high with a seemingly unquenchable thirst for early-stage IPOs and so called blank-check companies (SPACs) that typically reside far out on the risk spectrum. Large-scale stimulus programs in many Western countries provide short-term financial relief but also contribute to materially higher debt levels. The jury is still out on the ultimate consequences of these policy decisions.

SKAGEN Global outperformed its benchmark index for a second consecutive month in March. The fund remains behind the benchmark year-to-date after a weak start in January, but we are encouraged by the latest quarterly reports from our holdings that generally demonstrate attractive fundamentals, skilled operational execution and significant valuation upside over our multi-year time horizon.

Attribution

The fund's three best quarterly performers measured by absolute return were ASML, Old Dominion and Alphabet (Google). The Dutch firm ASML benefited from solid fundamentals in the global memory market while Old Dominion continued to execute flawlessly in the US logistics space. Alphabet gained after an excellent earnings report provided a glimpse of the immense hidden value that is not yet reflected in the share price.

The fund's three largest quarterly detractors in absolute terms were Verisk, MarketAxess and Intuitive Surgical. Verisk's quarterly earnings report was slightly disappointing, but management is taking action that we believe will bring positive news in due course. The weakness in MarketAxess and Intuitive Surgical was likely due to technical factors and ordinary profit taking after large share price gains in 2020 and we consider both investment cases to be fully intact.

Portfolio Activity

As detailed in previous update reports, we exited McDonald's and Marsh & McLennan during the first quarter. The fund did not enter or exit any other positions.



Foto: Shutterstock

Seeking hidden gems

Even though many companies desire or claim to have these attributes, the ones who truly exhibit them while trading at an attractive valuation are rare. Identifying these gems often requires more qualitative than quantitative analysis as published financial figures are more straightforward to interpret than intangible factors. However, this dilemma can also be a plus for active investors in that it provides pockets of opportunities of misunderstood and by extension undervalued stocks. In particular, the intrinsic earnings power of these stocks several years out in the future is an area that is often acutely under-researched, in our view. It is here that we regularly uncover attractive undervalued long-term investments, which may include small companies such as Old Dominion as well as global behemoths such as Alphabet.

Constructive mid to long-term view of the market

While we are not in the business of predicting short-term market movements, we maintain a constructive mid and long-term view on the equity market. Why? Should we not be worried about an inflation comeback that could hurt equities as badly as some are vocally proclaiming? Again, we are not able or willing to make big macro calls (and we are not sure that anyone else has a consistently reliable crystal ball on these topics either), but we remain steadfast in our conviction based on historical precedent and logical reasoning that equities offer one of the most compelling investment options for long-term investors. Cash, on the other hand, has often proven to be an inferior, sometimes even catastrophic, investment alternative during both inflationary and deflationary periods.

In this context, we would like to stress the importance of "long-term" because the current bull market coupled with extended lockdowns seems to have intensified the innate human desire to get rich quickly. This dangerous mindset has been distinctly and increasingly visible in various corners of the market and not without casualties. For us, "long-term" means an investment horizon stretching from several years to decades into the future. In short, building wealth over time, not taking short-term bets. During such long time periods there will inevitably be both good and bad times and we actively resist the temptation to chase popular ephemeral trading patterns at the expense of achieving long-term gains.

In a similar vein, companies that excel over long time periods understand and prepare for these cycles by building robust businesses that can advance in a wide variety of macro scenarios, though not necessarily in a straight line. We find that these long-term winners tend to share a number of defining attributes: they have a clear competitive edge, passion for innovation, long-term strategic thinking, strong culture with ownership mentality, cash-generative financials and, last but not least, satisfied customers. Having a loyal and truly delighted customer base is arguably one of the most underappreciated competitive advantages in today's corporate world. It is therefore something that features prominently in our due diligence of existing and prospective holdings.



Foto: Shutterstock

Outlook

SKAGEN Global consists of carefully selected bottom-up investments based on the fund's broad and unconstrained mandate that enables us to invest with a multi-year time horizon in undervalued companies virtually anywhere in the world. The current portfolio companies have strong balance sheets with a median net debt/ebitda ratio of 0.3x and trade at compelling valuations, thus contributing to our positive outlook for the fund.

SKAGEN Global investerer i en aktivt forvaltet og diversifisert portefølje av undervurderte selskaper over hele verden, inkludert vekstmarkeder.

Målet er å gi andelseierne best mulig risikojustert avkastning over tid.

Fondet passer for investorer som har minst fem års investeringshorisont.

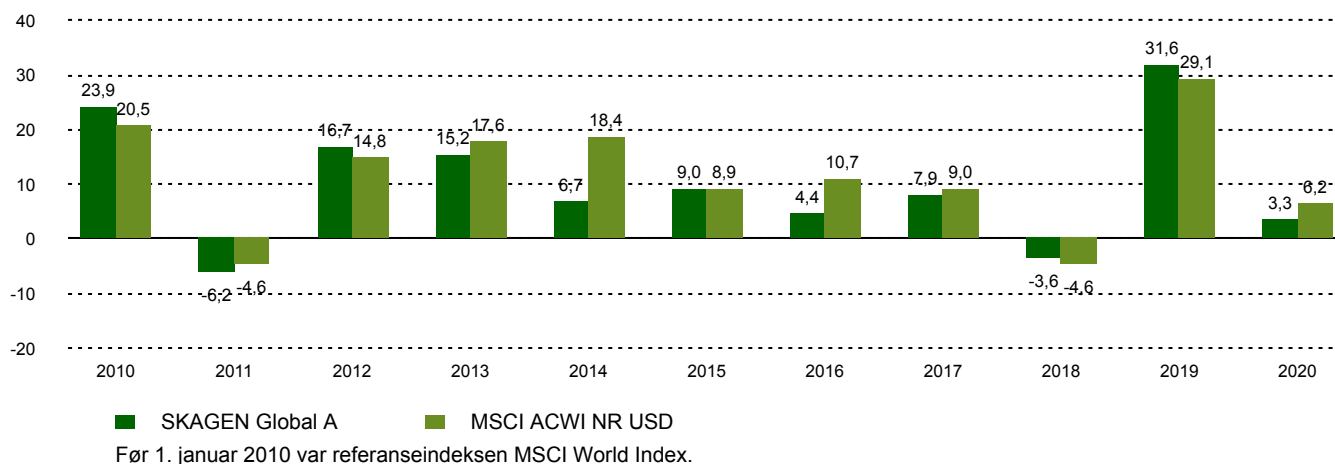
Historisk avkastning

Periode	SKAGEN Global A	Referanseindeks
Siste måned	6,5%	5,9%
Hittil i kvartal	7,5%	9,0%
Hittil i år	7,5%	9,0%
Siste år	31,6%	43,5%
Siste 3 år	14,0%	14,4%
Siste 5 år	11,2%	12,5%
Siste 10 år	8,6%	11,2%
Siden start	13,5%	5,6%

Fondsfakta

Type	Aksjefond
Domisil	Norge
Start dato	07.08.1997
Morningstarkategori	Globale, Store selskaper, Blanding
ISIN	NO0008004009
NAV	1804,12 DKK
Årlig forvaltningshonorar	1.00%
Totalkostnad (2020)	1.00%
Referanseindeks	MSCI ACWI NR USD
Forvaltningskapital (mill.)	21058,96 DKK
Antall poster	30
Porteføljeforvalter	Knut Gezelius

Avkastning siste 10 år



Bidragstyttere i kvartalet



Største positive bidragstyttere

Navn	Vekt (%)	Bidrag (%)
Alphabet Inc	5,13	0,82
DSV PANALPINA A/S	4,43	0,73
ASML Holding NV	3,19	0,71
Home Depot Inc/The	3,31	0,48
Old Dominion Freight Line	2,27	0,48



Største negative bidragstyttere

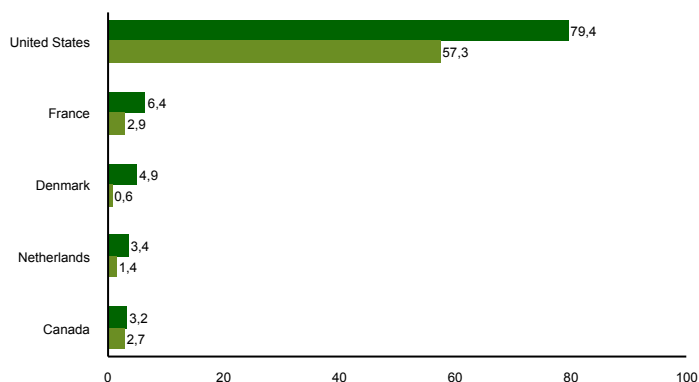
Navn	Vekt (%)	Bidrag (%)
Verisk Analytics Inc	2,76	-0,46
Autodesk Inc	3,86	-0,39
MarketAxess Holdings	2,95	-0,39
Edwards Lifesciences	2,98	-0,28
Intuitive Surgical Inc	2,47	-0,27

I NOK for alle andelsklasser

10 største investeringer

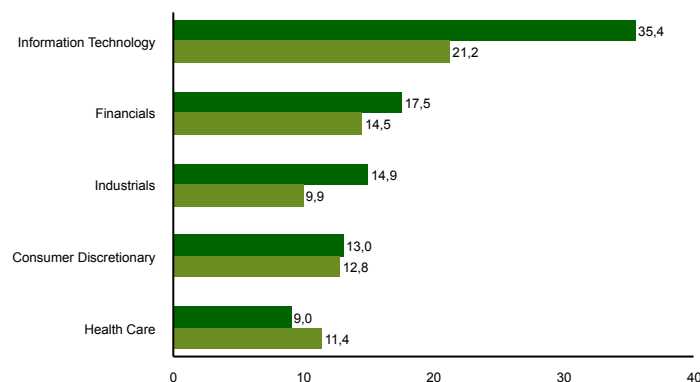
Navn	Sektor	Land	%
Microsoft Corp	Information Technology	United States	6,5
Alphabet Inc	Communication Services	United States	5,3
DSV PANALPINA A/S	Industrials	Denmark	4,9
Mastercard Inc	Information Technology	United States	4,8
Visa Inc	Information Technology	United States	4,5
Moody's Corp	Financials	United States	4,4
Nasdaq Inc	Financials	United States	4,3
Adobe Inc	Information Technology	United States	4,1
Abbott Laboratories	Health Care	United States	3,7
Autodesk Inc	Information Technology	United States	3,7
Samlet vektning			46,3

Landeksponering (topp 5)



■ SKAGEN Global A ■ MSCI ACWI NR USD

Bransjefordeling (topp 5)



■ SKAGEN Global A ■ MSCI ACWI NR USD

Kontakt



+45 7010 4001



kundeservice@skagenfondene.dk

SKAGEN AS, Bredgade 25A 1260
København K

Viktig informasjon

All informasjon er basert på mest oppdaterte tall tilgjengelig. Med mindre noe annet er opplyst, vil avkastningsdata være relatert til andelsklasse A og vises etter fradrag for honorarer. Forvaltningskapital per utgangen av forrige måned. All informasjon er fremstilt av SKAGEN AS (SKAGEN) med mindre noe annet er opplyst. Alle SKAGENs aksje- og obligasjonsfond har dansk risikomerking gul. Historisk avkastning er ingen garanti for fremtidig avkastning. Fremtidig avkastning vil blant annet avhenge av markedsutviklingen, forvalterens dyktighet, fondets risikoprofil og forvaltningshonorar. Avkastningen kan bli negativ som følge av kurstap. Du kan laste ned mer informasjon fra våre nettsider eller vår lokale representant, herunder tegnings- og innløsningsblanketter, fondsprospekter, nøkkelinformasjon (KIID), forretningsvilkår, årsrapporter og månedlige rapporter. Vurderinger er basert på porteføljevalternes syn på et gitt tidspunkt og kan bli endret på ethvert tidspunkt uten nærmere varsel. Rapporten må ikke oppfattes som en anbefaling om å kjøpe eller selge finansielle instrumenter. SKAGEN fraskriver seg ethvert ansvar for direkte- og indirekte tap samt utgifter pådratt i forbindelse med bruk av eller forståelsen av innholdet i rapporten. Ansatte i SKAGEN vil kunne eie finansielle instrumenter utstedt av selskaper som er omtalt i rapporten eller som fondene har i sine porteføljer.