

Promising rotation into value assets

The end of Q3 turned out to be a rather interesting period, particularly for value investors like ourselves, as we observed a rather powerful rotation into value assets. The fund therefore ended the quarter with a decent absolute return. We believe there are several different factors at play behind the emerging rotation into value. The backdrop to this is an exceptionally long period of value underperformance; indeed, specific contrarian value areas of the global equity market have not traded this cheaply since the financial crisis of 2008/2009.

We believe that the market is starting to sense a new wave of stimulus coming through, primarily via synchronised monetary easing globally, to meet the perceived threat of recession, which is gradually building worldwide. Our view is that even limited changes to the interest rate picture will negatively alter the valuation dynamics of more expensive areas of global equity. Areas currently trading exceptionally cheaply include lumber and pulp markets, Japanese small/mid-caps, European banks and auto-parts. Overall, we believe there is a huge rotation potential from expensive quality to inexpensive risk as the gap between the two areas is still near extreme levels.

Key buys

On that topic, we can disclose a new holding in the well-capitalised German-based auto-parts and tyre producer Continental, which we believe offers exceptional value at current levels and comes with tangible catalysts for re-rating in the next 2-3 years. Times are tough in the sector, with massive price pressure from original equipment manufacturers (OEMs) and an overall transition to electric vehicles, but we think Continental will continue to play a significant role in the space. The company will spin-off its Powertrain business and execute upon a restructuring to streamline the company structure and cut costs. We also added a position in US food retailer Kroger, which is the second largest

grocery retailer in the US. Kroger operates with a healthy balance sheet and currently produces a very attractive free cash flow yield for investors even in a fairly difficult market climate. We believe the company is much better positioned in the online segment than perceived and has an innovative edge with its overall offering.

Contributors

The top performing position in the quarter was Austrian-based integrated energy company OMV, which entered the portfolio around one year ago. The market seems to be starting to appreciate the above-average free cash flow yield and strong balance sheet, with decent growth prospects from a mid-term perspective. The French cable producer Nexans has also performed strongly this year and since entering the portfolio one year ago. The shares briefly reached our price target and we reduced the position accordingly.

Following the merger announcement of CBS and Viacom, to which the share price of both companies reacted negatively, we decided to concentrate our holding in Viacom. CBS and Viacom shares will trade in tandem as the share swap ratio is set and we think there is some likelihood of a higher price ratio for Viacom shares, especially in the A-share class. In general, we think the market underestimates the duration of strong cash flow and the potential for synergies between the two entities.

Since reducing our position in lumber producer West Fraser and pulp producer Canfor Pulp and acknowledging that we entered these investment cases too early, we have now marginally increased the positions again. Lumber and pulp prices have started to recover and the shares trade at multi-decade low valuations to normalised earnings. We observed a similar re-rating in the West Fraser stock price late in the quarter.



Foto: Bloomberg

The investor Michael Burry, who rose to fame for betting against subprime mortgage funds and featured in the film *The Big Short*, recently stated: *"It is not hard in Japan to find simple extreme undervaluation – low earnings multiple, or low free cash flow multiple. In many cases, the company might have significant cash or stock holdings that make up a lot of the stock price."* He also highlighted a number of investments in the Japanese small/mid cap area, which he referred to as the "value trade of the decade". His views reflect the base-line assumptions in our investments in JapEx, Teikoku-Sen-I, Bank of Kyoto, Pasona and Toyota Industries. These companies hold quality non-core assets, which make up a substantial part of the respective market caps, if not the total market cap at inception points. In addition, they hold several company-specific catalysts for revaluation within 2-3 years.



Foto: Bloomberg

Outlook

At quarter end, the portfolio consists of 35 positions with a top-10 concentration of 46% and, as you would expect from a value investor, a markedly lower price/book multiple than global equity market averages at below 1.0 with a still decent portfolio return on equity just shy of 10%. The aggregated upside to our price targets is in excess of 50% with a 2-3 year investment horizon at the end of the quarter.

SKAGEN Focus investerer i en aktivt forvaltet og diversifisert portefølje av undervurderte selskaper over hele verden. Porteføljen består av rundt 35 selskaper.

Konsentrasjonen øker avkastningspotensialet, men øker også muligheten for svingninger. Målet er å gi andelseierne best mulig risikjustert avkastning over tid.

Fondet passer for investorer som har minst fem års investeringshorisont.

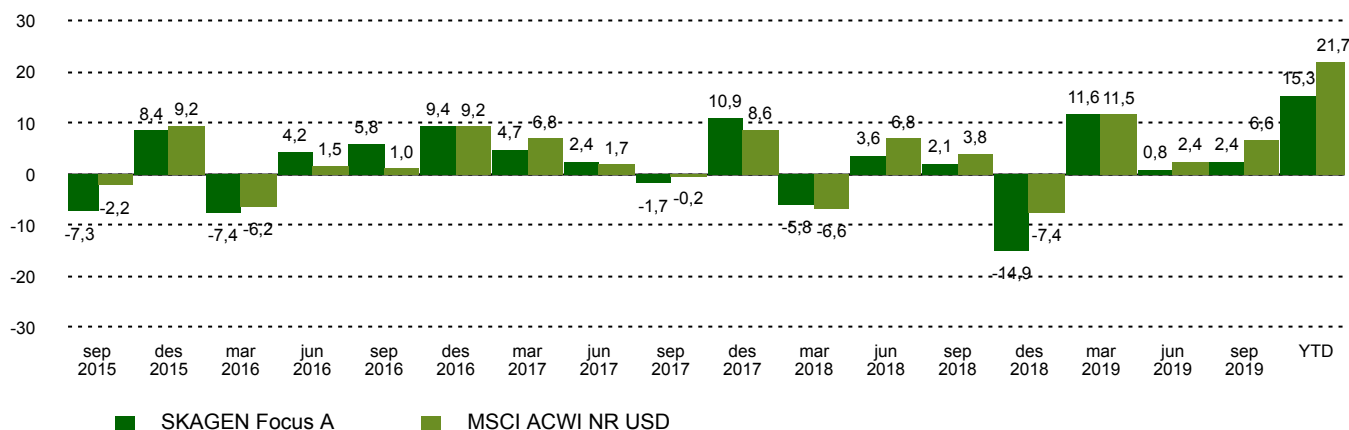
Historisk avkastning

Periode	SKAGEN Focus A	Referanseindeks
Siste måned	2,3%	1,7%
Hittil i kvartal	2,4%	6,6%
Hittil i år	15,3%	21,7%
Siste år	-1,8%	12,7%
Siste 3 år	7,7%	14,5%
Siden start	4,9%	10,2%

Fondsfakta

Type	Aksjefond
Domisil	Norge
Start dato	26.05.2015
Morningstarkategori	Global, Fleksibel kapitalisering
ISIN	NO0010735129
NAV	122,98 NOK
Årlig forvaltningshonorar	1.60%
Totalkostnad (2018)	0.8%
Referanseindeks	MSCI ACWI NR USD
Forvaltningskapital (mill.)	1734,19 NOK
Antall poster	35
Porteføljeforvalter	Jonas Edholm

Kvartalsvis avkastning



Bidragstere i kvartalet



Største positive bidragstere

Navn	Vekt (%)	Bidrag (%)
OMV AG	5,27	0,84
American International Group	7,10	0,81
Japan Petroleum Exploration	3,19	0,59
STMicroelectronics NV	3,50	0,57
Nexans SA	2,52	0,52



Største negative bidragstere

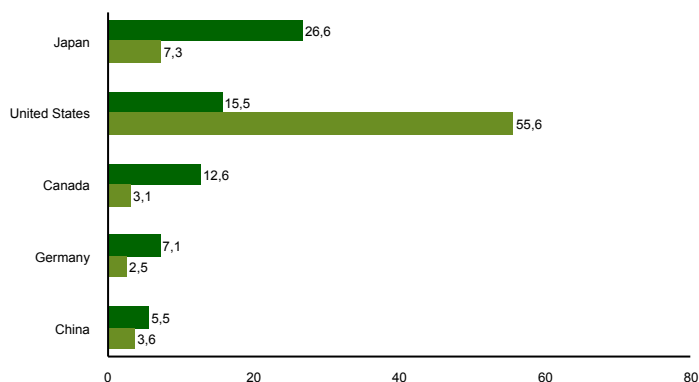
Navn	Vekt (%)	Bidrag (%)
Ivanhoe Mines Ltd	4,24	-0,55
Viacom Inc	3,12	-0,53
SoftBank Group Corp	2,04	-0,36
Sao Martinho SA	4,42	-0,31
MagForce AG	1,72	-0,31

I NOK for alle andelsklasser

10 største investeringer

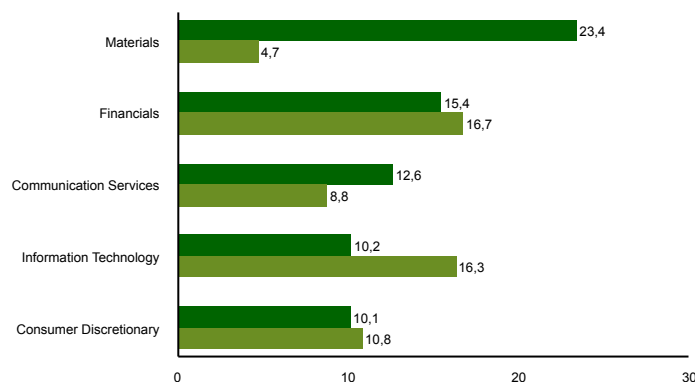
Navn	Sektor	Land	%
American International Group Inc	Financials	United States	5,6
China Unicom Hong Kong Ltd	Communication Services	China	5,5
OMV AG	Energy	Austria	5,2
Bank of Kyoto Ltd/The	Financials	Japan	4,8
Hitachi Ltd	Information Technology	Japan	4,6
Sao Martinho SA	Consumer Staples	Brazil	4,4
Toyota Industries Corp	Consumer Discretionary	Japan	4,0
Ivanhoe Mines Ltd	Materials	Canada	3,9
STMicroelectronics NV	Information Technology	Switzerland	3,8
Roxgold Inc	Materials	Canada	3,7
Samlet vektning			45,6

Landeksponering (topp 5)



■ SKAGEN Focus A ■ MSCI ACWI NR USD

Bransjefordeling (topp 5)



■ SKAGEN Focus A ■ MSCI ACWI NR USD

Kontakt



+47 51 80 39 00



kundeservice@skagenfondene.no



SKAGEN AS, Postboks 160, 4001 Stavanger

Viktig informasjon

All informasjon er basert på mest oppdaterte tall tilgjengelig. Med mindre noe annet er opplyst, vil avkastningsdata være relatert til andelsklasse A og vises etter fradrag for honorarer. Forvaltningskapital per utgangen av forrige måned. All informasjon er fremstilt av SKAGEN AS (SKAGEN) med mindre noe annet er opplyst. Alle SKAGENS aksje- og obligasjonsfond har dansk risikomerking gul. Historisk avkastning er ingen garanti for fremtidig avkastning. Fremtidig avkastning vil blant annet avhenge av markedsutviklingen, forvalterens dyktighet, fondets risikoprofil og forvaltningshonorar. Avkastningen kan bli negativ som følge av kurstap. Du kan laste ned mer informasjon fra våre nettsider eller vår lokale representant, herunder tegnings- og innløsningsblanketter, fondsprospekter, nøkkelinformasjon (KIID), forretningsvilkår, årsrapporter og månedlige rapporter. Vurderinger er basert på porteføljevalternes syn på et gitt tidspunkt og kan bli endret på ethvert tidspunkt uten nærmere varsel. Rapporten må ikke oppfattes som en anbefaling om å kjøpe eller selge finansielle instrumenter. SKAGEN fraskriver seg ethvert ansvar for direkte- og indirekte tap samt utgifter pådratt i forbindelse med bruk av eller forståelsen av innholdet i rapporten. Ansatte i SKAGEN vil kunne eie finansielle instrumenter utstedt av selskaper som er omtalt i rapporten eller som fondene har i sine porteføljer.