

Rising interest rates and inflation expectations

SKAGEN Tellus had a weak start to the year in absolute terms but did well relatively speaking. The largest positive contributors to fund performance were our investments in the US and the Dominican Republic thanks to stronger currencies. The largest detractors were our investments in Peru and the Czech Republic driven by weak currencies and rising interest rates. During the quarter we switched some exposure away from South Africa and the Czech Republic into the US and Croatia.

The rise in interest rates seen in developed markets since last summer accelerated strongly in the first quarter led by 10-year US government bonds. The yield on these bonds increased from 0.9% at the start of the year to almost 1.75% at the end of March. This was the largest 3-month increase in the 10-year rate since Trump was elected President in 2016. The increase was driven mainly by a rise in inflation expectations, but also somewhat higher real interest rates as the economic outlook improved with positive vaccine news.

The prospect of strong fiscal responses combined with still very accommodative monetary policies also boosted growth and inflation expectations in the US. The rising interest rates in the US spread to large parts of the world and we saw some sharp jumps in interest rates also in most emerging markets. The sharpness of the spike in rates induced several central banks to voice their intention of continuing with expansive monetary policies for years to come and some even increased the pace of their asset purchases to quell the bond market qualms. The sharp and

wide increase in interest rates resulted in the worst monthly return for global government bonds since 1994 during the quarter.

How high will inflation go?

The big question during the quarter has been how high inflation in developed markets will be going forward. Although there is broad agreement that we will see strong growth in consumer prices in the short term, the longer-term picture is more widely debated. On the one hand, central banks are emphasising the transient nature of the price pressures we will see in the coming months. This is based on the fact that the price increases will largely be driven by so-called base effects (low prices last year as a comparison) and a temporary demand surge as the economy reopens. Central banks are therefore not overly worried about keeping their expansive monetary stance even in the face of rising prices.

The critics on the other hand believe that broad monetary expansion will lead to price pressures that will be hard to alleviate when or if they appear. We note that the markets seem to be pricing in the central banks' scenario in that short-term inflation expectations are higher than long-term expectations and all are within "normal" levels. In other words, no immediate inflation rush is priced in as of now. We also note that even though the reopening of the economy will lead to increased short-term pressure in the economy, several pandemic-related challenges will remain for some time.



Foto: Unsplash

Small and medium-sized businesses to lose out

Unemployment levels are still high and many small and medium sized businesses (SMB) are set to have very weak financials on the other side of the pandemic. According to a recent report from the IMF, the increase in insolvent SMBs as a result of the pandemic may be as large as was seen after the financial crisis in 08/09, but during a much shorter time period. This has the potential to cause widespread job losses and hence more excess capacity in the economy. We do believe in higher inflation, but do not expect an extreme increase in the longer term.



Foto: Unsplash

Outlook

Although interest rates have increased sharply during the first quarter, levels are still at historically very low levels. We therefore see potential for rates to increase further in developed markets as economies reopen. Emerging markets will also experience upward pressure on interest rates if developed market rates increase, but the picture is more nuanced as interest drivers are more diverse. Improved economic growth will, for instance, help to improve credit worthiness and potentially lead to downward pressure on rates. We remain underweight duration compared to the benchmark, but see potential for strength in select EM currencies and rates.

SKAGEN Tellus investerer i en aktivt forvaltet og diversifisert portefølje av hovedsakelig statsobligasjoner fra hele verden. Fondet passer for dem som ønsker å investere i et obligasjonsfond, enten alene eller som del i en veldiversifisert, og som har minst tre års investeringshorisont. Investorer bør tolerere valutasvingninger.

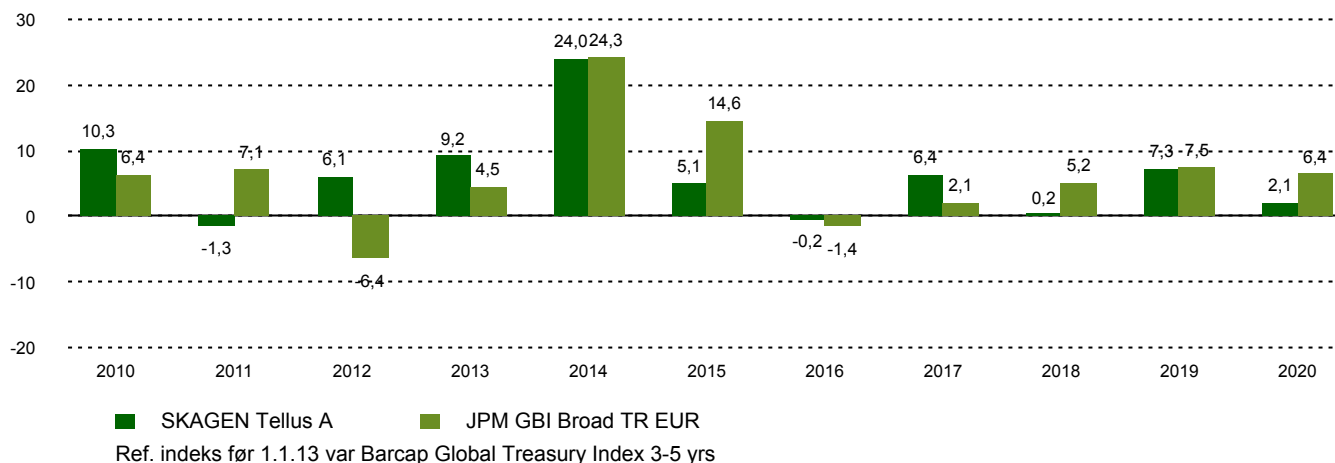
Historisk avkastning

Periode	SKAGEN Tellus A	Referanseindeks
Siste måned	-2,7%	-1,8%
Hittil i kvartal	-4,6%	-5,5%
Hittil i år	-4,6%	-5,5%
Siste år	-10,3%	-18,1%
Siste 3 år	2,5%	5,2%
Siste 5 år	2,5%	2,7%
Siste 10 år	5,6%	6,0%
Siden start	5,2%	5,2%

Fondsfakta

Type	Obligasjonsfond
Domisil	Norge
Start dato	29.09.2006
Morningstarkategori	Rente, Globale obligasjoner - EUR fokusert
ISIN	NO0010327786
NAV	102,77 NOK
Årlig forvaltningshonorar	0.80%
Referanseindeks	JPM GBI Broad TR EUR
Forvaltningskapital (mill.)	496,29 NOK
Rentefølsomhet	4,13
Vektet gj.sn. løpetid	5,43
Effektiv rente	3,06%
Antall poster	15
Porteføljeforvalter	Sondre Solvoll Bakketun

Avkastning siste 10 år



Bidragsyttere i kvartalet



Største positive bidragsyttere

Navn	Vekt (%)	Bidrag (%)
Dominican Republic	4,13	0,13
Canadian Government	3,18	0,02
United Kingdom Gilt	4,87	0,00
Norway Government	2,79	0,00
City of Oslo Norway	0,96	0,00



Største negative bidragsyttere

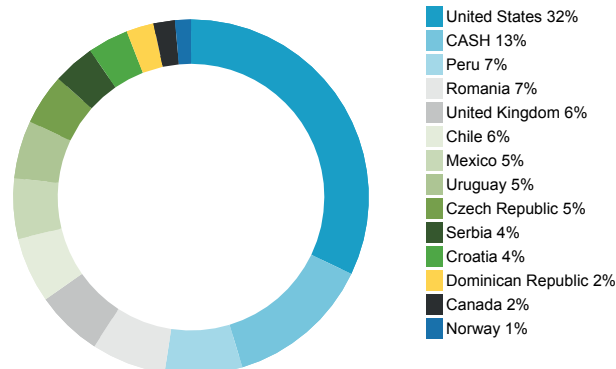
Navn	Vekt (%)	Bidrag (%)
Peruvian Government	7,46	-1,18
Czech Republic Government	6,83	-0,64
Mexican Bonos	6,10	-0,58
Romanian Government	6,09	-0,46
International Finance Corp	0,85	-0,27

I NOK for alle andelsklasser

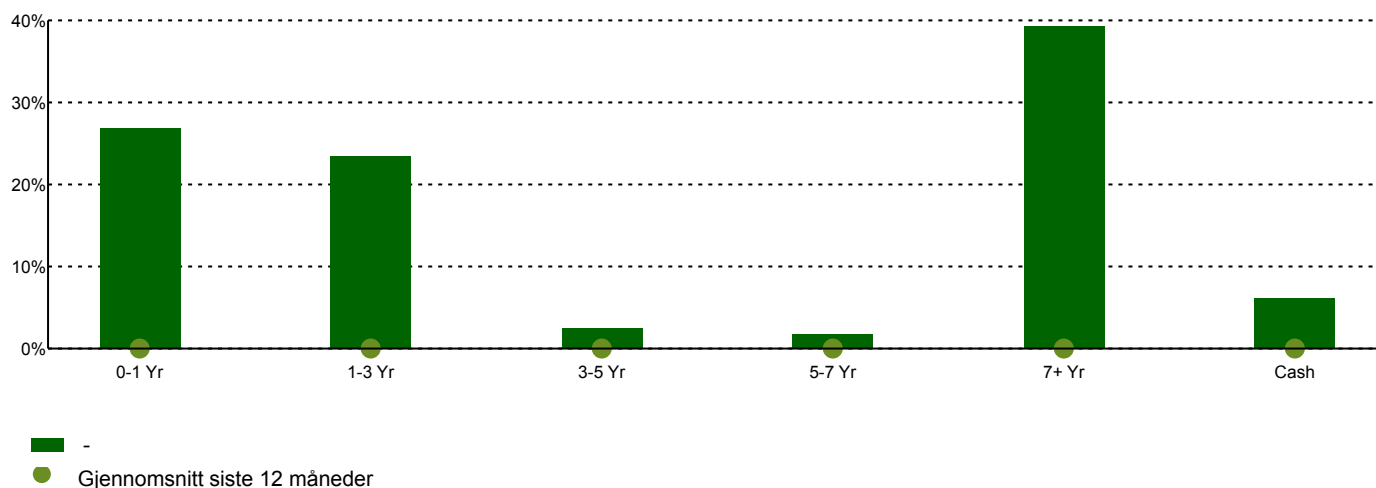
10 største investeringer

Navn	Prosent av fond
US Government	32,1
Republic of Peru	7,0
Romanian Government	6,8
UK Government	6,1
Republic of Chile	6,0
European Bank for Reconstruction & Development	5,8
Mexico	5,5
Oriental Republic of Uruguay	5,3
Czech Republic Government	4,6
Republic of Serbia	3,8
Total	83,0

Landeksponering



Tid til forfall



Kontakt



+47 51 80 39 00



kundeservice@skagenfondene.no



SKAGEN AS, Postboks 160, 4001 Stavanger

Viktig informasjon

All informasjon er basert på mest oppdaterte tall tilgjengelig. Med mindre noe annet er opplyst, vil avkastningsdata være relatert til andelsklasse A og vises etter fradrag for honorarer. All informasjon er fremstilt av SKAGEN AS (SKAGEN) med mindre noe annet er opplyst. Alle SKAGENS aksje- og obligasjonsfond har dansk risikomerking gul. Historisk avkastning er ingen garanti for fremtidig avkastning. Fremtidig avkastning vil blant annet avhenge av markedsutviklingen, forvalterens dyktighet, fondets risikoprofil og forvaltningshonorar. Avkastningen kan bli negativ som følge av kurstap. Du kan laste ned mer informasjon fra våre nettsider eller vår lokale representant, herunder tegnings- og innløsningsblanketter, fondsprospekter, nøkkelinformasjon (KIID), forretningsvilkår, årsrapporter og månedlige rapporter. Vurderinger er basert på porteføljeforvalterens syn på et gitt tidspunkt og kan bli endret på ethvert tidspunkt uten nærmere varsel. Rapporten må ikke oppfattes som en anbefaling om å kjøpe eller selge finansielle instrumenter. SKAGEN fraskriver seg ethvert ansvar for direkte- og indirekte tap samt utgifter pådratt i forbindelse med bruk av eller forståelsen av innholdet i rapporten. Ansatte i SKAGEN vil kunne eie finansielle instrumenter utstedt av selskaper som er omtalt i rapporten eller som fondene har i sine porteføljer.